

integral™ LED

INSTALLATION INSTRUCTIONS
 INSTALLATION INSTRUCTIONS
 INSTRUCTIONS D'INSTALLATION
 INSTALLATIE INSTRUCTIES
 INSTRUCCIONES DE INSTALACIÓN
 INSTALLATIONSANLEITUNG
 INSTRUKCJE INSTALACJI
 INSTRUÇÕES DE INSTALAÇÃO

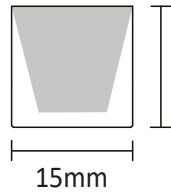
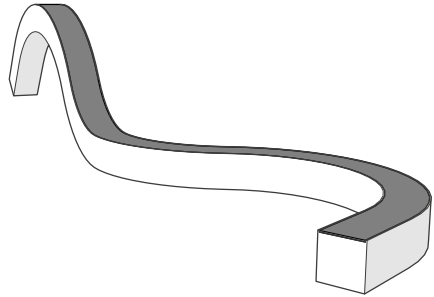
NEON FLEX
 TOP AND SIDE BEND 2-in-1



IS 1001



45°C
 -25°C



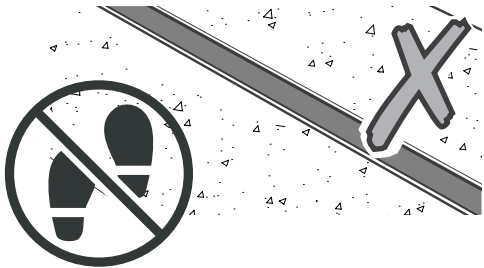
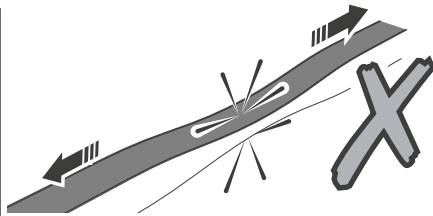
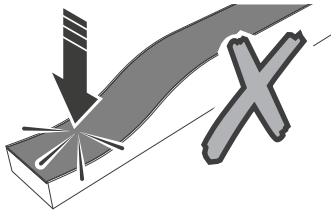
15mm

15mm

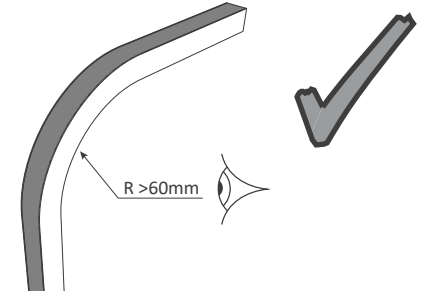
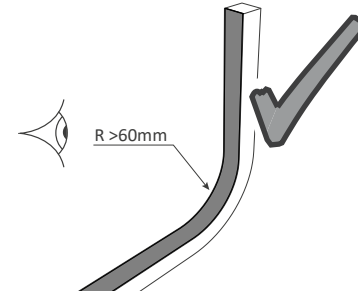
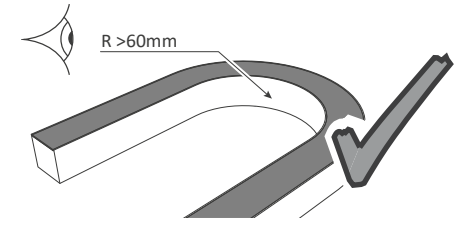
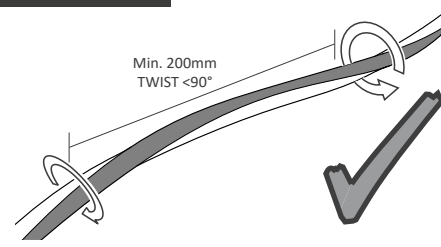
TOP + SIDE Bend 2-in-1



HANDLE WITH CARE / MANIPULER AVEC SOIN / BREEKBAAR / TRATAR CON CUIDADO / MIT VORSICHT
 BEHANDELN / OSTROŻNIE / MANUSEIE COM CUIDADO / MANEGGIARE CON CURA

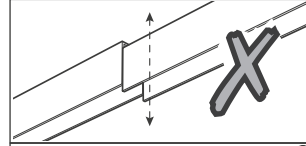
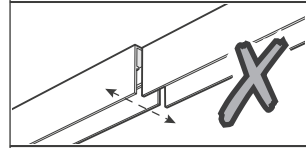
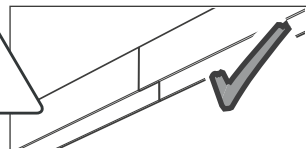
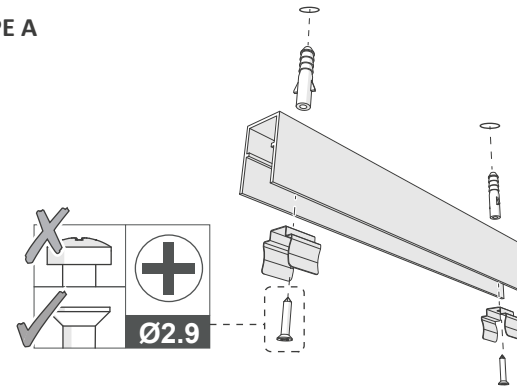


TOP AND SIDE BEND 2 IN 1

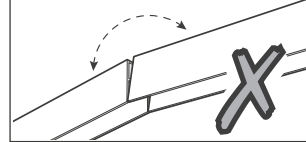
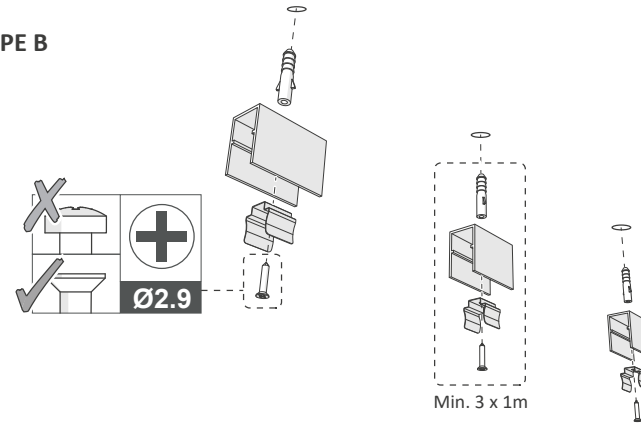


1 3D FLEX Installation / Installation / Installatie / Instalación / Installation / Instalacja / Instalação / Installazione

TYPE A



TYPE B



Min. 3 x 1m

2 Cutting / Coupe / Snijden / Corte / Schneiden / Cijć / Corte / Taglio

Recommended tool /
 Outil recommandé /
 Aanbevolen tool /
 Herramienta recomendada /
 Empfohlenes Werkzeug /
 Polecane narzędzie / Ferramenta
 recomendada / Strumento consigliato

3.5

3.6

120 mins.

3 Connection / Lien / Verbinding / Conexión / Verbindung / Połączenie / Conexão / Connessione

3.1

6mm
(+/-1mm)

3.2

3.3

24V D.C.

3.4

4 LED Installation / LED Installation / LED Installatie / LED Instalación / LED Installation / LED Instalacja / LED Instalação / LED Installazione

4.1

>2.0 m

X 2

4.2

Removal / Suppression / Verwijdering / Eliminación / Entfernung / Usuwanie / Remoção / Rimozione

Warranty/ Technical & contact information are all available at www.integral-led.com

IS1004 A



All Trademarks Acknowledged

Integral LED is a division of Integral Memory plc:
 Unit 6, Iron Bridge Close, Iron Bridge Business Park,
 London, NW10 0UF, UK
 Integral Europe BV, 2801 DG, NL