

ILHBAR363

ZHAGA18 PLUG-N-PLAY 12V
MERRYTEK MC079D 99 ZB1 CASAMBI BLE MODULE 0-10V
(Alternative for ILHBAR353)

INITIALIZATION

The sensor turns on the light at 100% brightness, and will be turned off after 10 seconds. During initialization, the sensor is not able to detect movement.

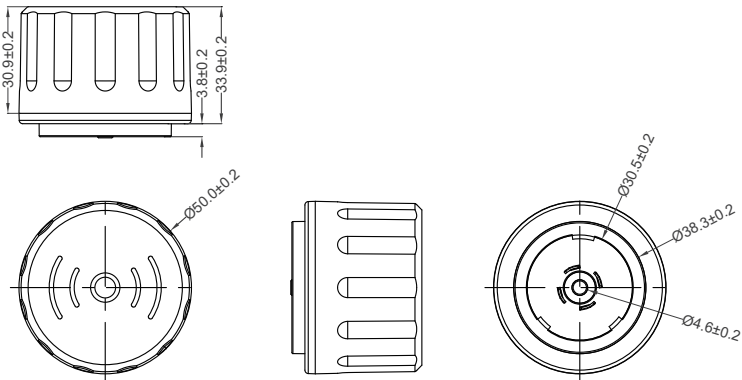
DEFAULT SETTING

Sensitivity: 100%, Hold time: 10s, Daylight sensor: Disable, Stand by period: 0s, Stand by DIM level:10%

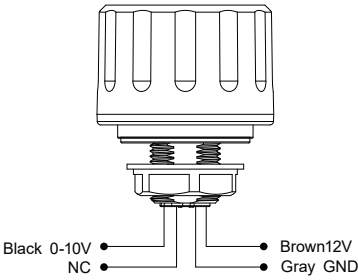
APPLICATION NOTICE

1. Sensor should be installed by a professional electrician. Please turn off power before installing, wiring.
2. The distance is related to factors such as the moving speed of the moving object, the size of the moving object, the installation height, the installation angle, whether the installation environment is open, and the material of the reflector. The detection distance given in the specification is a typical value, it is 165cm/65kg people who walks in an open indoor environment
3. The daylight threshold is in a sunny environment, no shadows, and ambient light diffuse reflection conditions. In different periods, climates, and environments, the daylight value detected by the light sensor may be different.
4. Sensor parameters may need to be reconfigured in different installation environments, please refer to the following instructions or contact the manufacturer
5. This sensor is only for indoor use, outdoor use may be false triggered by wind and rain, and surrounding moving objects.
6. The installation height of the sensor product cannot exceed 15 meters, and the suitable height is 12 meters; the distance between the two sensors should be greater than 3 meters.
7. When the sensor is installed in a metal lamp, on a metal reflective surface, or in a narrow closed environment, the microwaves will be reflected multiple times and cause false triggering. Please reduce the sensor sensitivity or contact the manufacturer for technical support.
8. Sensor is compatible with different 0-10V driver but dimming effect will be different.
9. DC regulated power supply with stable output voltage and low ripple coefficient must be used. The ripple of the power supply should be less than 100mV ; the load current should be greater than 50 mA.
10. For the new installation environment, it is recommended to test 5pcs samples before installation.

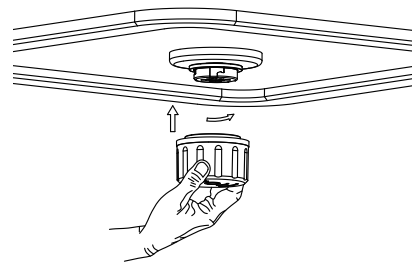
DIMENSION(mm)



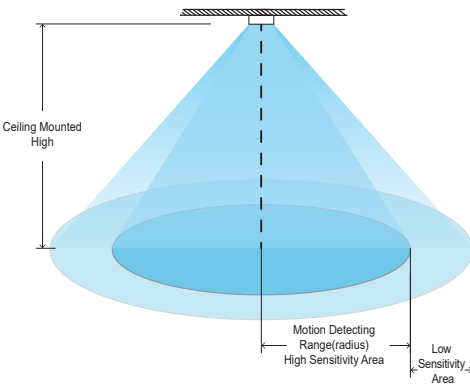
Function



INSTALLATION INSTRUCTION



DETECTION AREA



SPECIFICATIONS

Model	ILHBAR363
Interface	Zhaga Book18
Rated voltage	12 \pm 1Vdc
Rated current	40 \pm 5mA
Working mode	0 -10VDC dimming signal
Transmitting Power	3mW Max.
Detection mode	Microwave doppler radar
Operating frequency	5.8GHz \pm 75MHz, ISM band
Sensor sensitivity	Casambi App setting
Daylight Priority	Casambi App setting
Stand-by dim level	Casambi App setting
Detection area	Ceiling installation 12m high: 0.3m/s; \geq 4m, 1m/s; \geq 3m;
Mounting height	12m (15m Max)
Operating temperature	-35 $^{\circ}$ C~+60 $^{\circ}$ C
Storage temperature	-40 $^{\circ}$ C~80 $^{\circ}$ C, humidity \leq 85% (non-condensing)
IP Rating	IP65
Installation requirements	Plug in installation
Warranty	5 years warranty @Ta, indoor use only

Features and operations are detailed:
<https://support.casambi.com/support/solutions/articles/12000074041-presence-sensors>